



US00D507458S

(12) **United States Design Patent**
Allen et al.

(10) **Patent No.:** **US D507,458 S**

(45) **Date of Patent:** **** Jul. 19, 2005**

(54) **TRAVEL CUP**

(75) Inventors: **Monty L. Allen**, Dallas, GA (US);
Kenneth C. Kreafe, Atlanta, GA (US);
Leon J. Scott, III, Atlanta, GA (US)

(73) Assignee: **In Zone, Inc.**, Austell, GA (US)

(**) Term: **14 Years**

(21) Appl. No.: **29/212,550**

(22) Filed: **Sep. 2, 2004**

(51) **LOC (8) Cl.** **07-01**

(52) **U.S. Cl.** **D7/532; D7/523**

(58) **Field of Search** D7/507, 509, 529,
D7/530, 523, 510, 511, 533, 536, 5, 629.9,
532, 515; D9/530, 537; D24/197; 248/346.1;
220/703, 670, 596.16, 596.17, 705, 719,
710.5, 713; 215/DIG. 7, 387, 377, 384;
366/341

(56) **References Cited**

U.S. PATENT DOCUMENTS

D7,342 S	3/1874	Bakewell, Jr.	
D54,363 S	2/1920	Richardson et al.	
D85,091 S	* 9/1931	Fletcher	D7/523
D107,988 S	* 1/1938	Hansen	D7/523
D110,280 S	* 6/1938	Fuerst	D7/523
D111,766 S	* 10/1938	Hansen	D7/523
D167,578 S	8/1952	Lipson	
4,052,037 A	* 10/1977	Mair et al.	366/341
D248,658 S	7/1978	Buffington	
D309,847 S	8/1990	Scheurer	
D310,781 S	9/1990	Scott, III	
D335,744 S	5/1993	Small et al.	
D344,204 S	2/1994	Dixon	
D377,738 S	2/1997	Thorne	

D381,869 S	*	8/1997	Jeppesen et al.	D7/532
D437,185 S	*	2/2001	Freed	D7/510
D445,001 S		7/2001	Lin	
D454,467 S		3/2002	Magermans et al.	
D457,395 S	*	5/2002	Gluck	D7/510
D459,139 S		6/2002	Vlooswijk et al.	
D462,576 S	*	9/2002	Janky	D7/510
D479,669 S	*	9/2003	Norris et al.	D7/532
D486,695 S	*	2/2004	Chuang	D7/532
D490,654 S	*	6/2004	Allen et al.	D7/515

* cited by examiner

Primary Examiner—M. N. Pandozzi

(74) *Attorney, Agent, or Firm*—Wong, Cabello, Lutsch, Rutherford & Brucculeri, P.C.

(57) **CLAIM**

The ornamental design for a travel cup, as shown and described.

DESCRIPTION

FIG. 1 is a perspective view of a travel cup showing a new design.

FIG. 2 is a right side elevation view thereof.

FIG. 3 is a left side elevation view thereof.

FIG. 4 is a top plan view thereof.

FIG. 5 is a back elevation view thereof.

FIG. 6 is a front elevation view thereof; and,

FIG. 7 is a bottom plan view thereof.

The broken lines in the drawings are for illustrative purposes only and form no part of the claimed design.

This application is filed concurrently with U.S. Design Application having express mail No. EV468039884US, Ser. No. 29/212,510, and entitled "Cooler" and U.S. Design Application having express mail No. EV405193476US, Ser. No. 29/212,514, and entitled "Cooler."

1 Claim, 2 Drawing Sheets

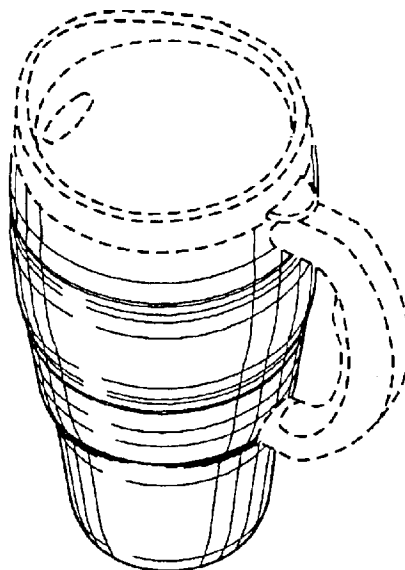


FIG. 1

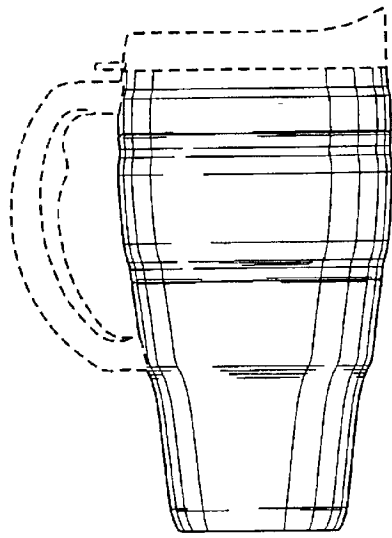
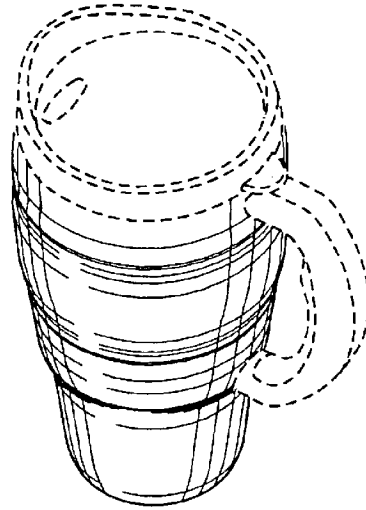


FIG. 2

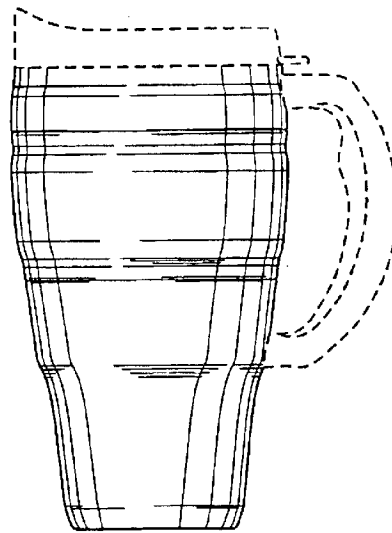


FIG. 3

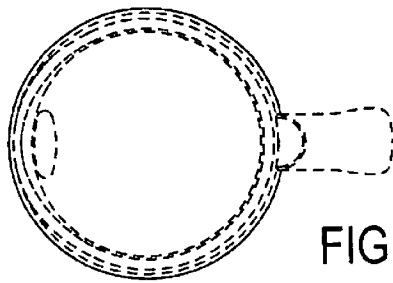


FIG. 4

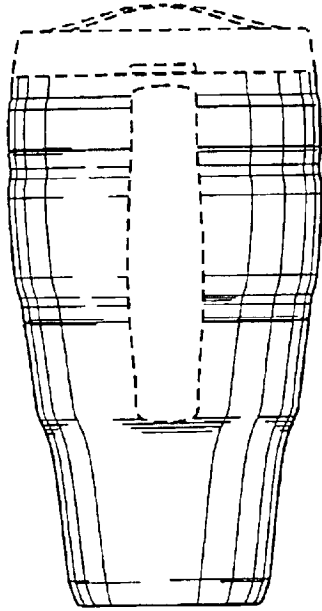


FIG. 5

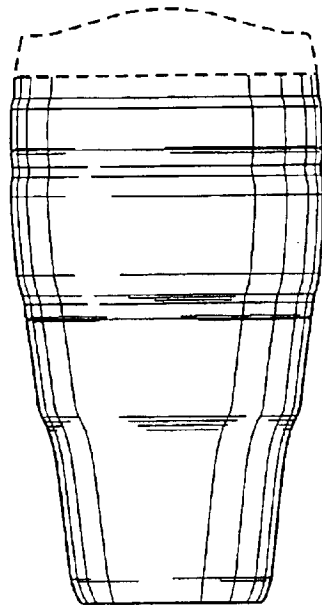


FIG. 6

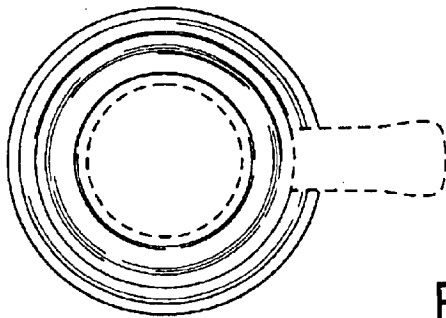


FIG. 7